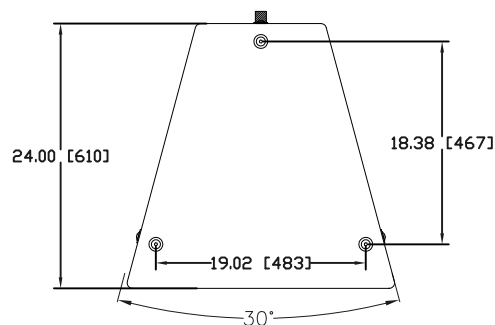


THESE DRAWINGS AND SPECIFICATIONS ARE THE PROPERTY OF JBL INCORPORATED. THEY ARE ISSUED IN STRICT CONFIDENCE AND SHALL NOT BE REPRODUCED, COPIED, OR USED AS THE BASIS FOR MANUFACTURING OR SALE OF APPARATUS WITHOUT WRITTEN PERMISSION.

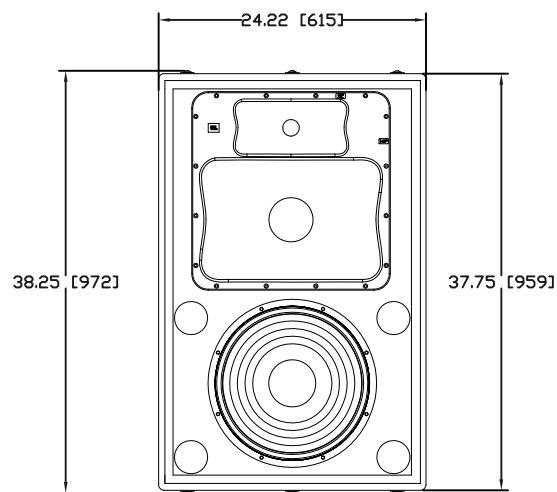
ALL MATERIAL SPECIFIED ON THIS DRAWING SHALL COMPLY WITH EUROPEAN DIRECTIVE 2002/95/EC [RoHS]

REVISIONS

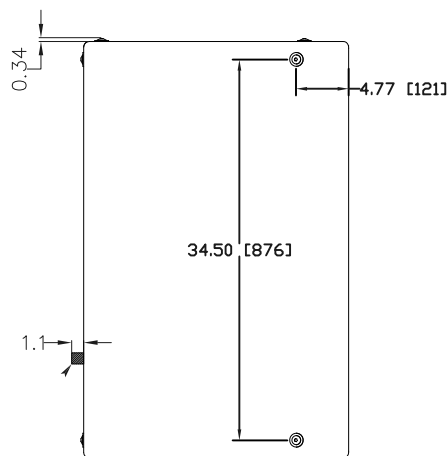
CHG	LTR	DESCRIPTION	DRFT	CHK	DATE	APPR
		PRELIMINARY RELEASE		--		--
	B	UPDATE NOTES		MM	5/20/24	SD



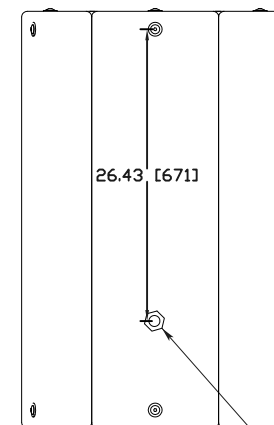
Top/Bottom



Front



Sides

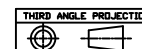


Rear

approx.

Gland nut
cable entry

- NOTES:
- COMPONENTS: LF - 2265H 15", MF - CMCD-82H, HF - 2432H-1 MOUNTED ON A MID-HIGH WAVEGUIDE
 - SUSPENSION POINTS: 12 X M10 TREAD: 3X TOP, 3X BOTTOM, 2X LEFT, 2X RIGHT, 2X REAR.
 - FINISH: 0.060" THICK COARSE TEXTURE FIBERGLASS -WRX OR PROPRIETARY DURABLE TEXTURE -WRC FINISH (NOT REFLECTED IN DIMENSIONS ABOVE)
 - GRILLE: 16 GA STAINLESS STEEL, WITH STAINLESS STEEL VAPOR BARRIER
 - INPUT: SEALED GLANDNUT WITH 20' 4 CONDUCTOR CAPTIVE CABLE
 - COLOR: STD GRAY; WHITE -WH & BLACK -BK ARE AVAILABLE BY CUSTOM ORDER



TOLERANCES UNLESS OTHERWISE SPECIFIED: XXX ± .005 INCH XX ± .010 INCH X ± .020 INCH ANGULAR ± .05° FRACTIONAL ± 1/32	DRAWN VK CHECKED ENGR SD	JBL PROFESSIONAL A Harman International Company Northridge, California 91329 U.S.A. TITLE AM7315/XX-WRX SIZE D SCALE 0.250 SHEET 1 OF 1
--	--------------------------------	--